

Technical specifications

Made in Finland

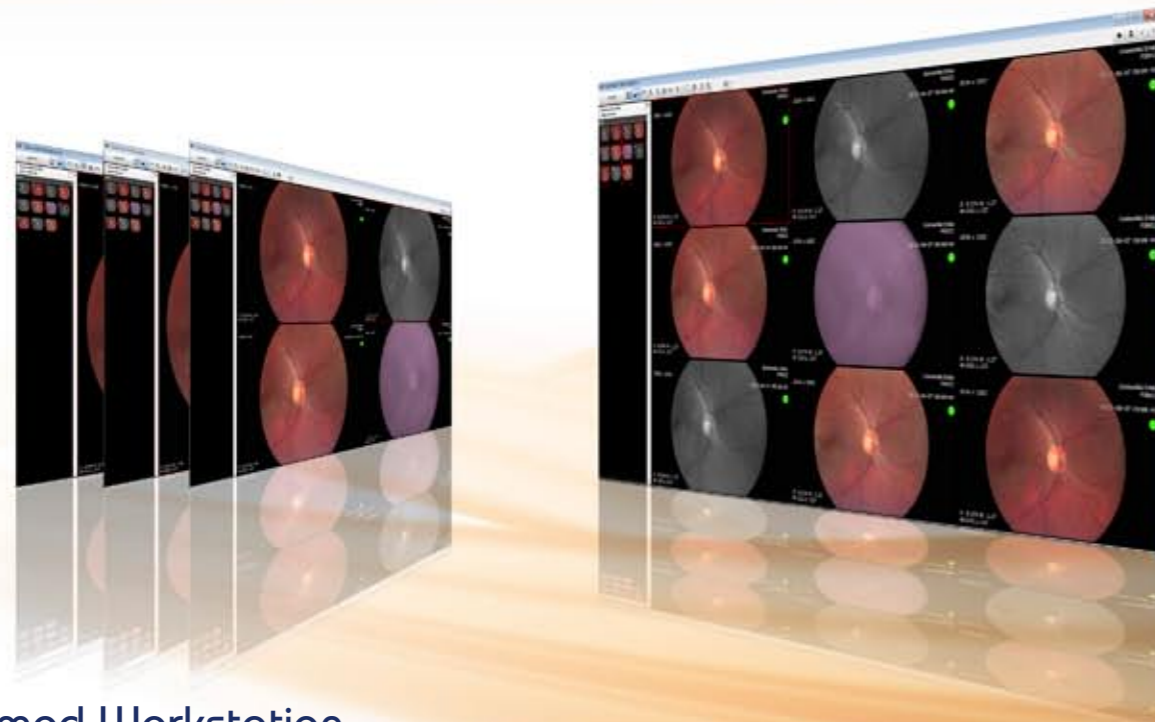
Type	Non-mydriatric digital fundus camera	
Field of view	40 degrees	
Camera sensor resolution	5 Mpix	
Optical resolution	> 60 lp/mm (ISO 10940:2009)	
Fixation targets	9 internal fixation targets	
Focus range	Autofocus, -20D to +20D	
Minimum pupil size	3.5 mm	
Image and video format	JPEG, DICOM; MPEG-4/MPEG-1	
Display	2.4" TFT-LCD	
Memory	4GB	
Power supply	Rechargeable Ni-MH Battery	
Connectivity	WiFi, USB	
Image viewer and archive	Optomed Workstation software with DICOM	
Type of photography	Color, Red-free, IR	
Dimensions and weight	M5:	82.30 (w) x 166.50 (h) x 66.50 (d) mm, 400 g
	EY4:	67 (w) x 73 (h) x 160 (d) mm, 300 g
	ES2:	79 (h) x 70 (d) mm, 92 g

ALFA-TIMI

Image is everything

SMARTSCOPE *PRO*

Next generation hand-held fundus camera



Optomed Workstation

- Fast and easy saving of patient report with images
- Basic post processing functions to support diagnosis
- Access system through Internet browser for remote consultation

OPTOMED

www.optomed.com



Smartscope PRO - Next generation hand-held fundus camera

Optomed Smartscope® PRO is the leading portable medical camera that enables both non-mydriatic fundus imaging and anterior segment imaging with one device.

Smartscope PRO with optics module EY4 is an easy to use tool for screening the eye fundus to detect early signs of the most common retinal abnormalities, such as diabetic retinopathy, glaucoma and AMD.

The attachable anterior module ES2 provides high resolution digital image data of anterior segment of the eye.

Smartscope PRO - Feature highlights

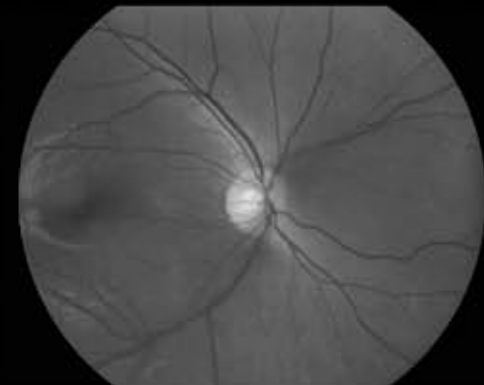
- Superior image quality fulfills ISO 10940 fundus camera standard
- Non-mydriatic eye fundus examination through undilated pupil
- Field of view 40 degrees
- 9 internal fixation targets for peripheral imaging
- Accurate and silent Autofocus and shoot
- WiFi for easy image transfer to any PC, laptop, tablet or mobile device
- Slit Lamp Adapter for any Slit Lamp with patient head rest
- Optomed Workstation software with DICOM for image viewing, sharing and archiving
- Low flash light intensity
- Smartscope ES2 module for high quality cornea imaging

Smartscope PRO - Multipurpose screening tool for you

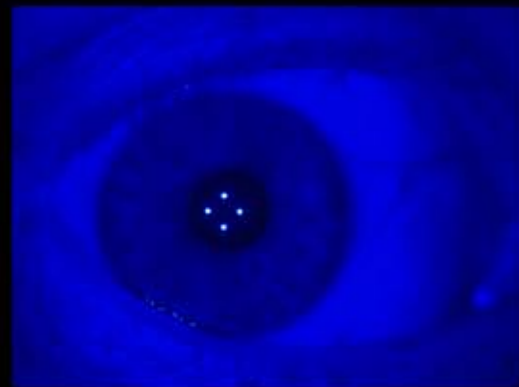
- Baseline fundus screenings
- Fits even in the most compact shops
- Ideal tool for bed bound patients and patients who are outside the reach of traditional healthcare, or with limited mobility
- Easy and fast screening of childrens' eyes
- Suitable also for ROP screening for babies down to 2.5 kg
- Early assesment of neuropathy and monitoring of post neuro surgery optic nerve swelling
- Compact and suitable for mobile eye screening camps and mobile camp vehicles
- Effective screening of diabetic retinopathy in all stages
- Slit Lamp Adapter for more stationary setup
- Patient data management software with remote consultation possibility
- Optimal from small local clinics to centralized hospitals



Color fundus image



Red free image



Cobalt blue image



Eye anterior image

Slit lamp adapter



Anterior Imaging



Retinal Imaging

